

Strategy Boards & Committee(s):	Date(s):
Safer City Partnership	25.05.2021
Subject: Police report for the period February – April 2021	Public
Report of: Commissioner of Police Author: Superintendent William Duffy, Sector Policing, City of London Police	For Information
<p style="text-align: center;">Summary</p> <p>The report provides an overview of the crime and ASB recorded in the City of London for the period February to April 2021.</p> <p>Recommendation(s)</p> <p>Members are asked to:</p> <ul style="list-style-type: none"> • Note the report 	

Main Report

Background

The City of London experiences relatively low levels of crime, disorder and anti-social behaviour. This reflects the efforts of the City of London Police, the City of London Corporation and many other partners.

Working together we contribute to maintaining the City as the world's leading financial and business centre as well as being an attractive place to live, socialise and visit. Since its establishment the Safer City Partnership has played a key role in reducing crime and other harm.

This report provides information against four main priorities, linked to the Safer City Partnership Strategic Plan:

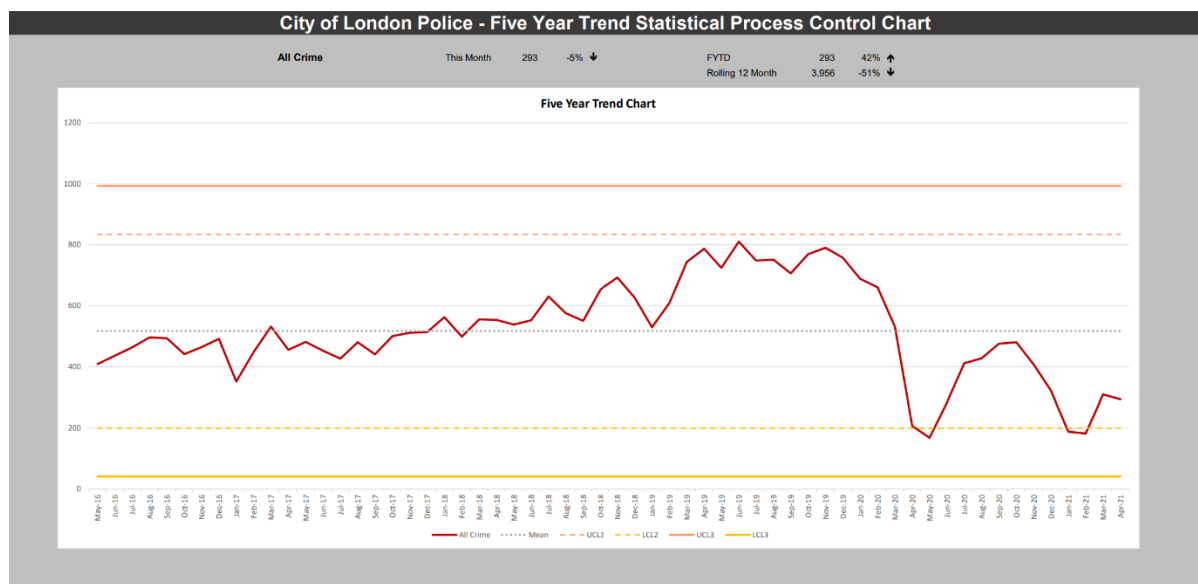
Violence Against the Person – People are safe from violent crime and violence against the person

Night Time Economy Crime and Nuisance – People are safe and feel safe in the night-time economy

Acquisitive Crime – People and businesses are protected from theft and fraud/acquisitive crime

Anti-Social Behaviour – Anti-Social Behaviour is tackled and responded to effectively

Current Position – 5 yr Crime Trend

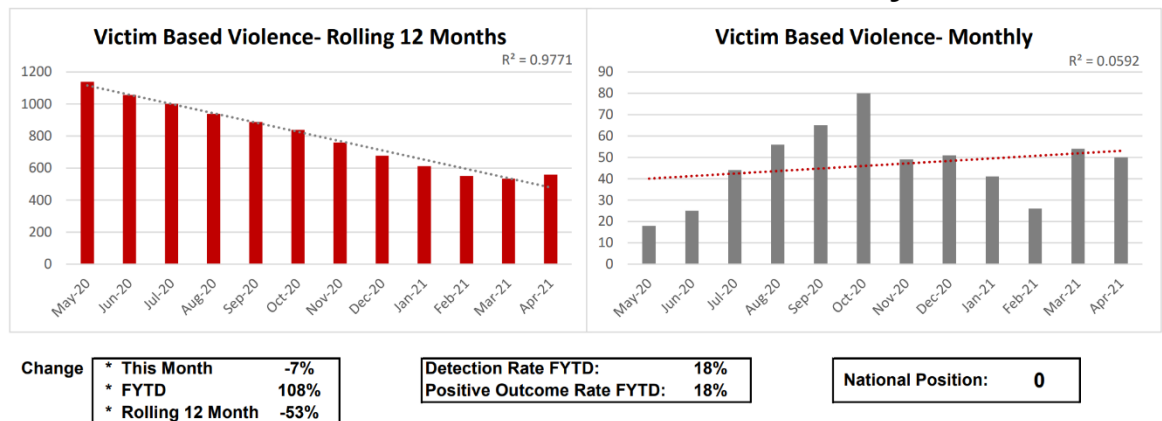


Crime remains low as a result of the most recent lockdown and despite a small increase as restrictions have been lifted, it has not returned to the level seen last summer.

Thematic Areas of interest

1. Violence Against the Person

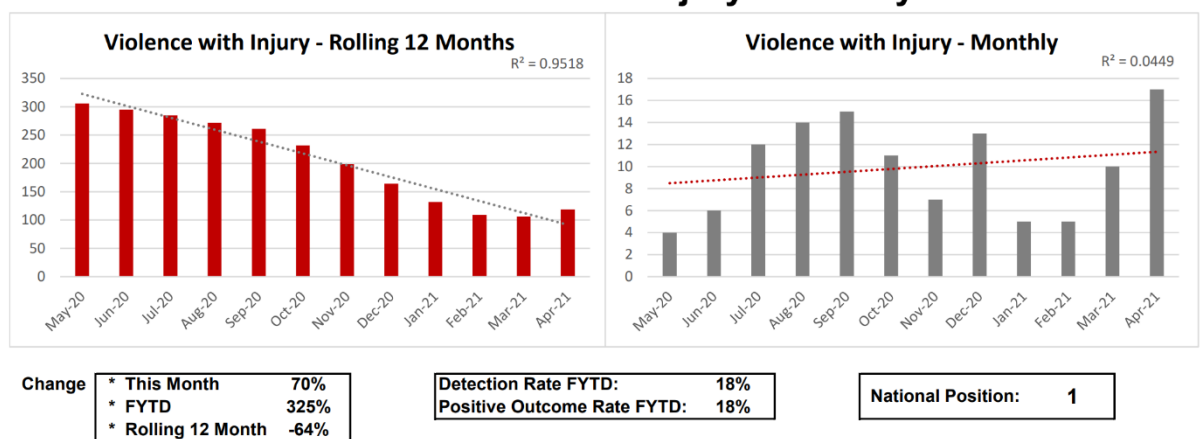
Victim Based Violence Summary



With the lifting of restrictions and expected increased footfall Operation Audi has been launched. The operation is a multi-agency approach to keep people safe as the restrictions are lifted. Increased number of resources will be deployed with support from Street Pastors with the objective to reassure the returning community and prevent offences taking place.

2. Violence with injury

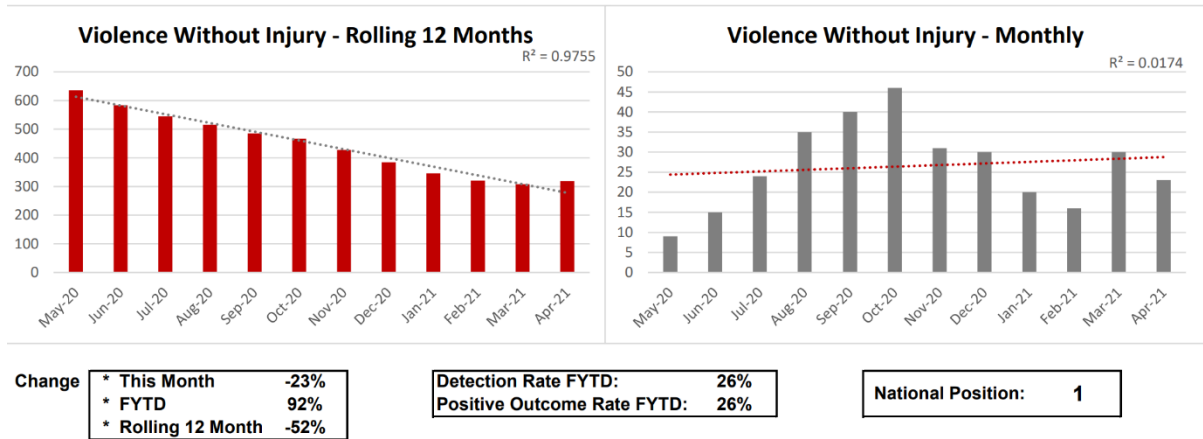
Violence with Injury Summary



Violence with injury has seen an increase in April, with most of these offences being common assault and some of these linked to alcohol consumption. There has been an increase in shop workers being subject to violence as a result of challenging shoplifters. As more retail and licensed premises open and restrictions are removed, there is a risk of more offences occurring. Whilst the FYTD shows an increase of 325%, this is in comparison to a period of full lockdown in April last year when no premises were open and people were told to stay at home.

3. Violence without injury

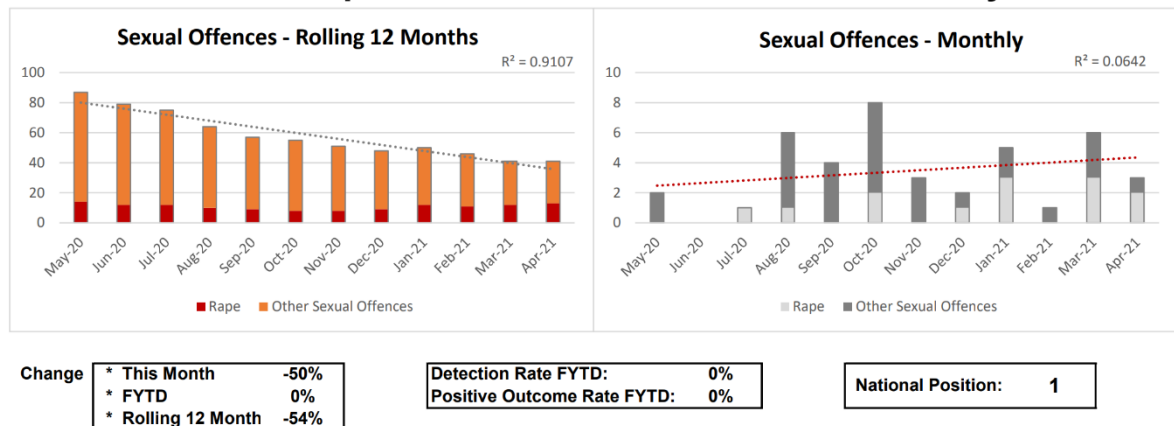
Violence Without Injury Summary



Violence without injury has decreased this month by 23% but has seen an increase for the FYTD of 92%, although this is in comparison to April last year when a full lockdown was in force. This is still considerably lower than during the period of reduced restrictions last year but is likely to increase as lockdown measures are further lifted.

4. Rape and Sexual Offences

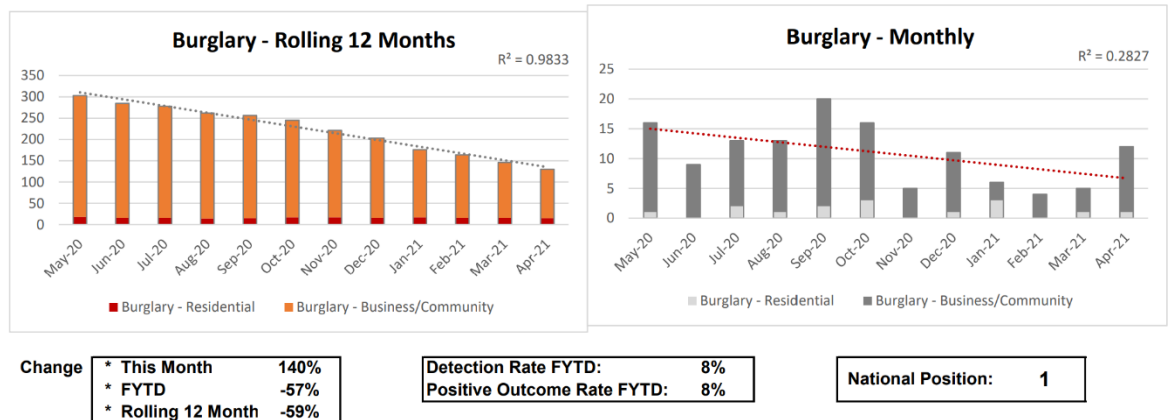
Rape and Other Sexual Offences Summary



Sexual offences remain very low, likely to have been significantly impacted by the lockdown measures.

5. Burglary

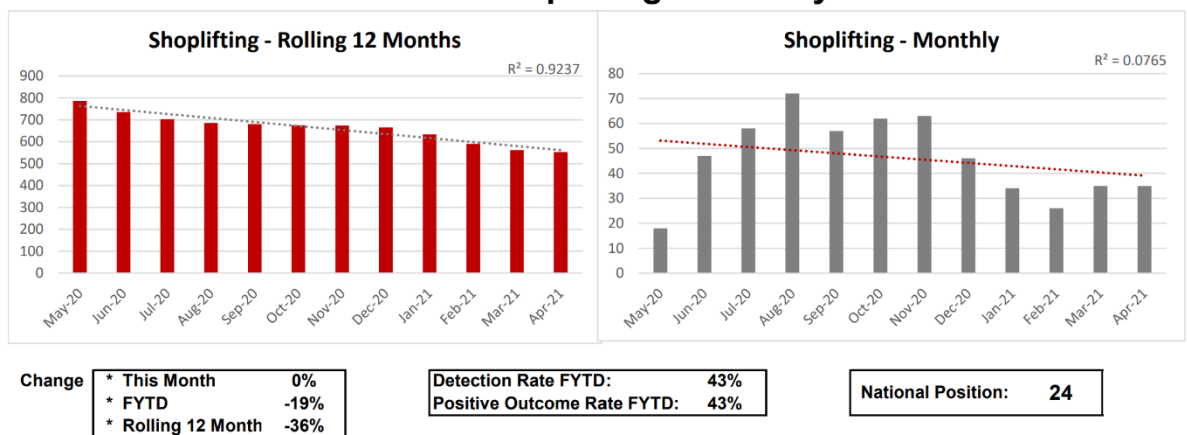
Burglary Summary



The rolling 12 month graph shows a clear downward trajectory for burglary offences, although April shows a noticeable rise from previous months.

6. Shoplifting

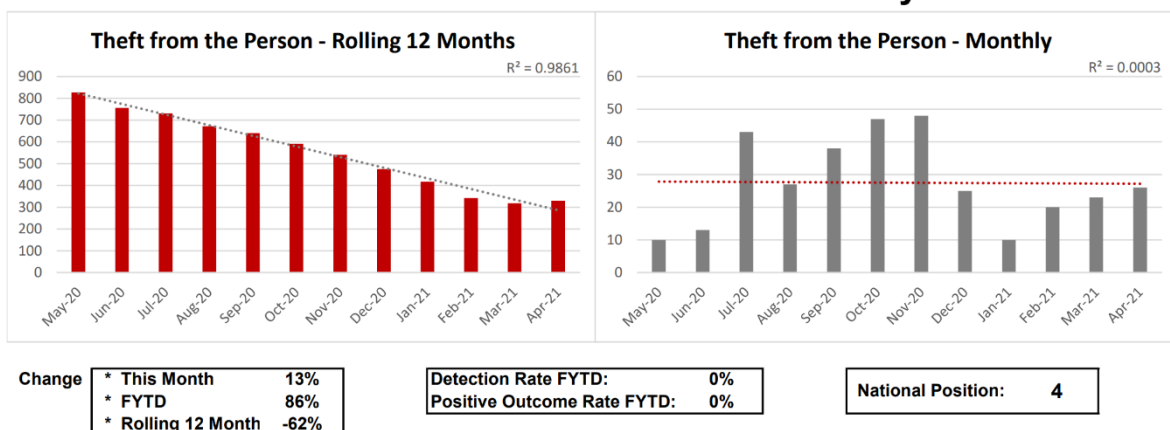
Shoplifting Summary



Shoplifting remains steady but with a reduction of 19% for the FYTD, likely to increase however with more retail premises opening.

7. Theft from Person

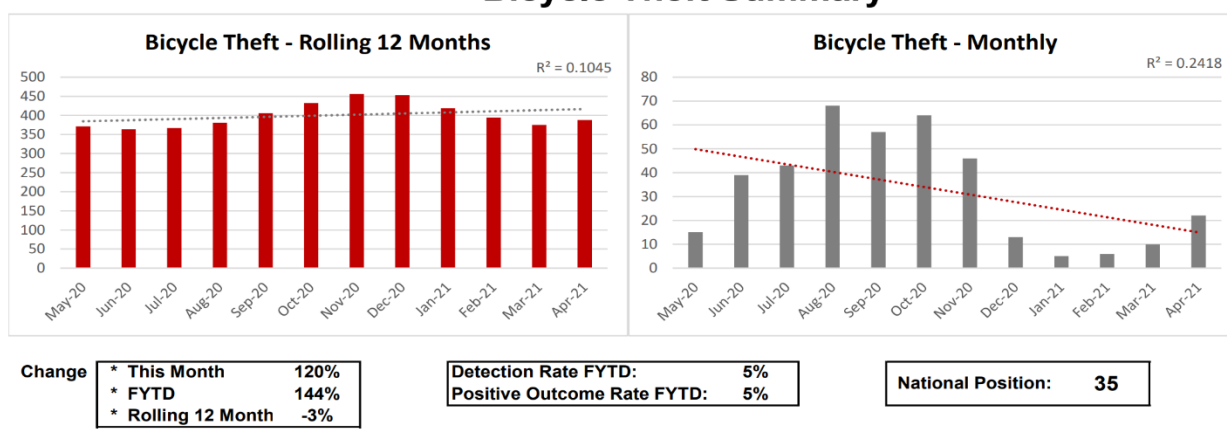
Theft from the Person Summary



Theft from the person has risen slightly since the start of the year and by 86% for the FYTD, although this is in comparison to April last year which was during the full UK lockdown.

8. Bike Theft

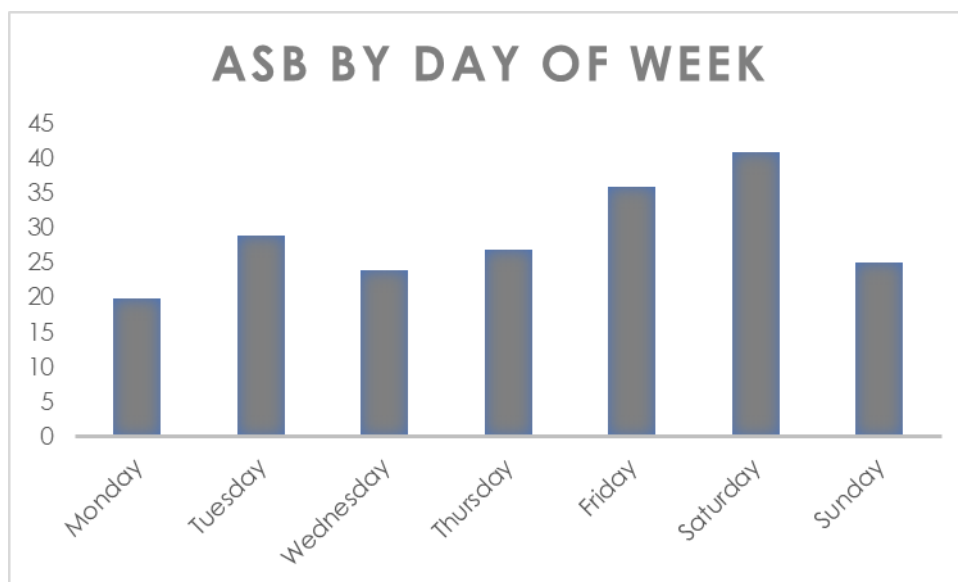
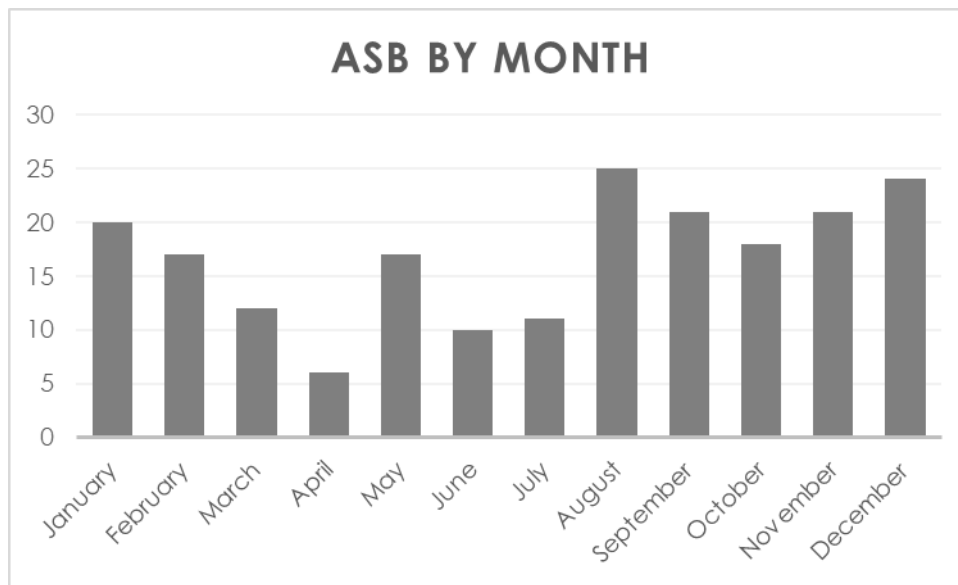
Bicycle Theft Summary




After a number of months with a very low level of bike thefts, there has been an increase in April and it is likely that this will continue over the summer months as this crime type is affected by seasonal variations. Activity under Operation Kulli is planned to kerb levels of offending and target offenders.

9. ASB Annual Overview 2020/21

In total, **202** ASB related reports occurred between 31 March 2020 – 31 March 2021. This is a **-50%** decrease compared to the previous year of reporting and this is most likely due to the impact of COVID-19 restrictions and guidelines. August saw the highest number of reported ASB, with Saturday the most likely day for reports to be made and inconsiderate behaviour by far the most common type of report.



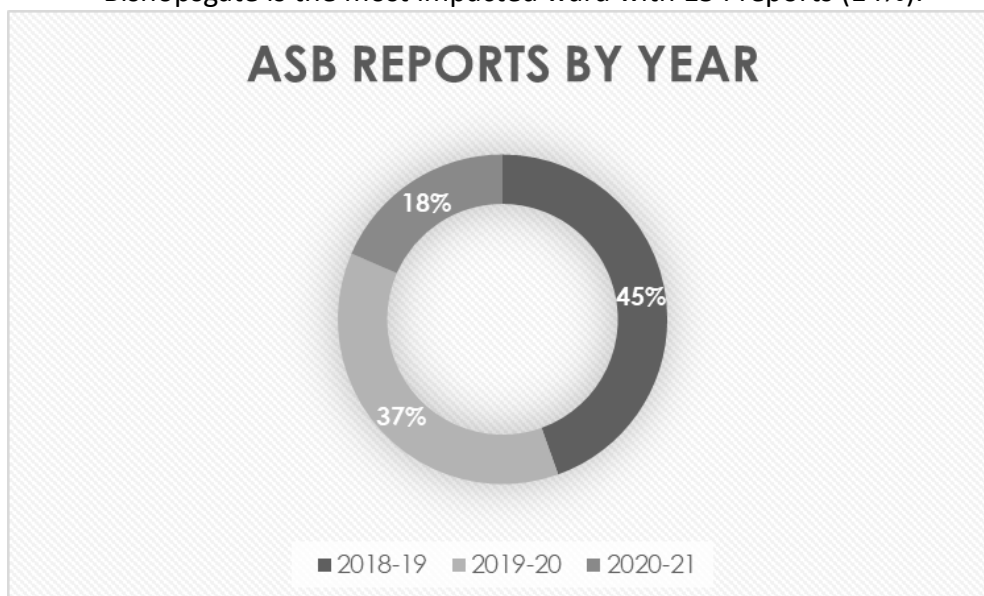


ASB Problem Profile 2018-2021

A problem profile for ASB over the period **31st March 2018 to 31st March 2021** has been completed by analysts and provides the following overall inferences as an illustration of reporting over the three year period, which helps to identify trends following a year of untypical reporting in 2020-21.

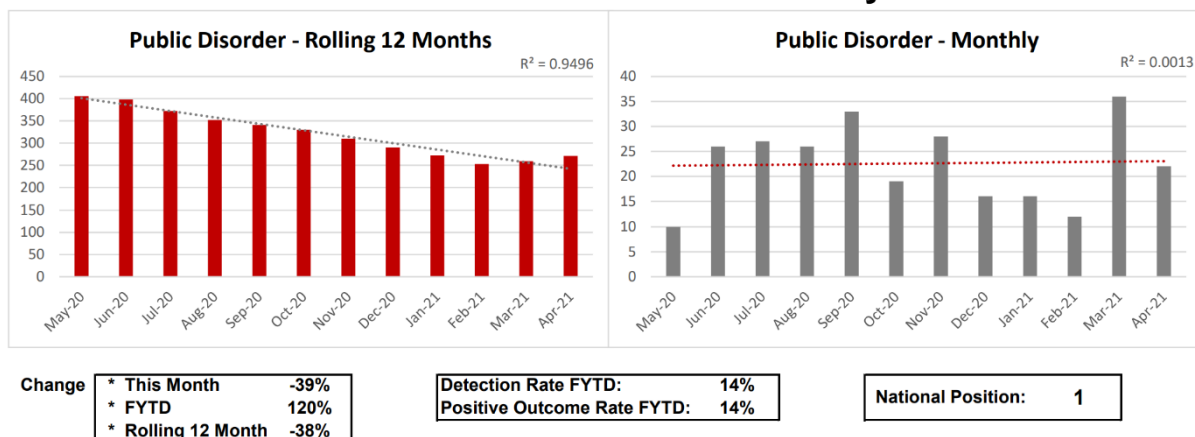
INFERENCES

- ASB offending has decreased significantly over the last year of reporting due to COVID-19 restrictions.
- A large portion of reports have been associated with youths engaging in ASB (18%).
- Drunken behaviour is the most common with 307 reports (24%).
- 282 reports (26%) are associated with drunken behaviour.
- Inconsiderate behaviour is the most popular ASB category with 383 reports (35%).
- 102 reports have been associated with drugs (9%).
- Castle Baynard Street is the most impacted repeat location with 29 reports.
- Bishopsgate is the most impacted ward with 154 reports (14%).



10. Public Disorder

Public Disorder Summary



Following an increase in March, public disorder reports decreased in April by 39%, although the FYTD saw an increase of 120% due to this period being compared with April last year which was during the first full lockdown. With the European football tournament taking place this summer, plus the likelihood of more protest activity and disorder related to licensed premises, this is a crime type which could see an increase over the next few months.

Supt Bill Duffy
Superintendent Local Policing
William.duffy@cityoflondon.police.uk
020 7 601 2401